














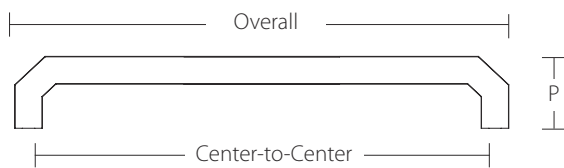












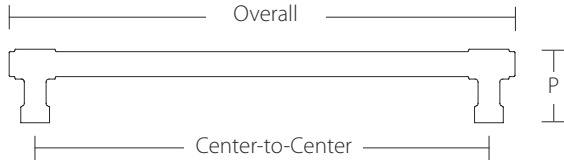









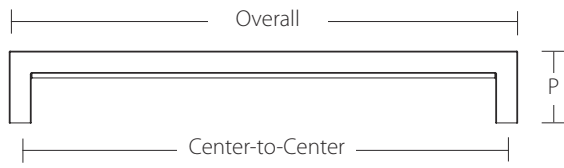



# APPLIANCE PULLS





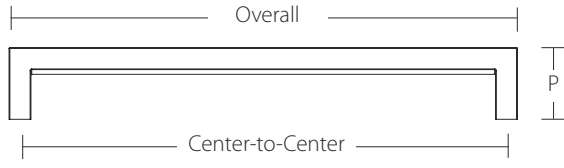



HABITAT APPLIANCE PULL		Optional Mounting	Product Code	C-to-C	Overall	Width	Projection(P)	Finish
	<b>CS or BTB</b>	86628	12"	12 3/4"	1"	1 1/2"	 Satin Brass (US4)  Oil Rubbed Bronze (US10B)  Polished Nickel (US14)  Satin Nickel (US15)  Flat Black (US19)  Polished Chrome (US26)	
	<b>CS or BTB</b>	86629	18"	18 3/4"	1"	1 1/2"		
								

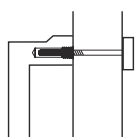
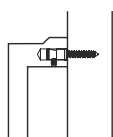
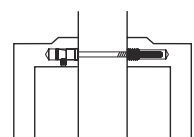
RIVIERA APPLIANCE PULL		Optional Mounting	Product Code	C-to-C	Overall	Width	Projection(P)	Finish
	<b>CS or BTB</b>	86621	12"	12 7/8"	1/2"	2"	 Satin Brass (US4)  Oil Rubbed Bronze (US10B)  Polished Nickel (US14)  Satin Nickel (US15)  Flat Black (US19)  Polished Chrome (US26)	
	<b>CS or BTB</b>	86622	18"	18 7/8"	1/2"	2"		
								

WESTRIDGE APPLIANCE PULL		Optional Mounting	Product Code	C-to-C	Overall	Width	Projection(P)	Finish
	<b>CS or BTB</b>	86640	12"	13 1/8"	5/8"	2"	 Satin Brass (US4)  Oil Rubbed Bronze (US10B)  Polished Nickel (US14)  Satin Nickel (US15)  Flat Black (US19)  Polished Chrome (US26)	
	<b>CS or BTB</b>	86641	18"	19 1/8"	5/8"	2"		
								








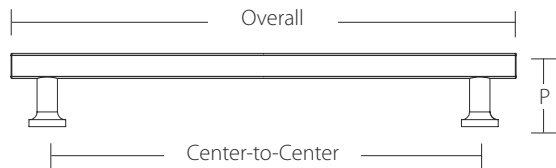
JASPER APPLIANCE PULL		Optional Mounting	Product Code	C-to-C	Overall	Width	Projection(P)	Finish
	<b>CS</b> or <b>BTB</b>	86693	12"	13 3/8"	3/4"	1 7/8"	 Satin Brass (US4)  Oil Rubbed Bronze (US10B)  Polished Nickel (US14)	
	<b>CS</b> or <b>BTB</b>	86694	18"	19 3/8"	3/4"	1 7/8"		
								 Satin Nickel (US15)  Flat Black (US19)  Polished Chrome (US26)









WARWICK APPLIANCE PULL		Optional Mounting	Product Code	C-to-C	Overall	Width	Projection(P)	Finish
	<b>CS</b> or <b>BTB</b>	86711	12"	12 1/2"	1/2"	1 3/4"	 Satin Brass (US4)  Oil Rubbed Bronze (US10B)  Polished Nickel (US14)	
	<b>CS</b> or <b>BTB</b>	86712	18"	18 1/2"	1/2"	1 3/4"		
								 Satin Nickel (US15)  Flat Black (US19)  Polished Chrome (US26)








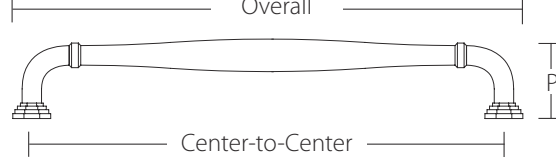
KEATON APPLIANCE PULL		Optional Mounting	Product Code	C-to-C	Overall	Width	Projection(P)	Finish
	<b>CS</b> or <b>BTB</b>	86721	12"	12 1/2"	1"	1 3/4"	 Satin Brass (US4)  Oil Rubbed Bronze (US10B)  Polished Nickel (US14)	
	<b>CS</b> or <b>BTB</b>	86722	18"	18 1/2"	1"	1 3/4"		
								 Satin Nickel (US15)  Flat Black (US19)  Polished Chrome (US26)

<b>Standard Mounting</b> <b>Thru-Bolt with Decorative Caps</b> 	<b>Optional Mounting</b> <b>Concealed Surface CS</b> 	<b>Back-to-Back BTB</b> 
--	--	--

# APPLIANCE PULLS


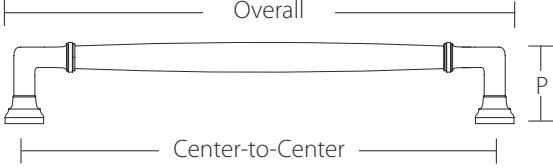
FREESTONE APPLIANCE PULL		Optional Mounting	Product Code	C-to-C	Overall	Width	Projection(P)	Finish
	<b>CS</b> or <b>BTB</b>	87001	12"	14"	5/8"	2"	 Satin Brass (US4)  Oil Rubbed Bronze (US10B)  Polished Nickel (US14)  Satin Nickel (US15)  Flat Black (US19)  Polished Chrome (US26)	
	<b>CS</b> or <b>BTB</b>	87002	18"	20"	5/8"	2"		
								

MOD HEX APPLIANCE PULL		Optional Mounting	Product Code	C-to-C	Overall	Width	Projection(P)	Finish
	<b>CS</b> or <b>BTB</b>	87003	12"	14 3/4"	5/8"	2"	 Satin Brass (US4)  Oil Rubbed Bronze (US10B)  Polished Nickel (US14)  Satin Nickel (US15)  Flat Black (US19)  Polished Chrome (US26)	
	<b>CS</b> or <b>BTB</b>	87004	18"	20 5/8"	5/8"	2 1/8"		
								







BLYTHE APPLIANCE PULL		Optional Mounting	Product Code	C-to-C	Overall	Width	Projection(P)	Finish
	<b>CS</b> or <b>BTB</b>	86910	12"	13"	5/8"	2"	 Satin Brass (US4)  Oil Rubbed Bronze (US10B)  Polished Nickel (US14)  Satin Nickel (US15)  Flat Black (US19)  Polished Chrome (US26)	
	<b>CS</b> or <b>BTB</b>	86911	18"	19"	5/8"	2"		
								

### WESTWOOD APPLIANCE PULL

Optional Mounting	Product Code	C-to-C	Overall	Width	Projection(P)
<b>CS</b> or <b>BTB</b>	86912	12"	13"	3/4"	2 1/8"
<b>CS</b> or <b>BTB</b>	86913	18"	19"	3/4"	2 1/8"






**Finish**







		
Satin Brass (US4)	Oil Rubbed Bronze (US10B)	Polished Nickel (US14)
		
Satin Nickel (US15)	Flat Black (US19)	Polished Chrome (US26)

### ALEXANDER APPLIANCE PULL

Optional Mounting	Product Code	C-to-C	Overall	Width	Projection(P)
<b>CS</b> or <b>BTB</b>	86442	12"	13"	1/2"	2"
<b>CS</b> or <b>BTB</b>	86443	18"	19"	1/2"	2"


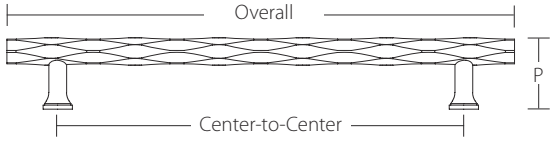



**Finish**







		
Satin Brass (US4)	Oil Rubbed Bronze (US10B)	Polished Nickel (US14)
		
Satin Nickel (US15)	Flat Black (US19)	Polished Chrome (US26)

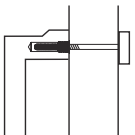
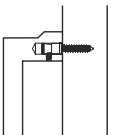
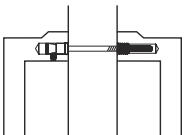
### TRIBECA APPLIANCE PULL

Optional Mounting	Product Code	C-to-C	Overall	Width	Projection(P)
<b>CS</b> or <b>BTB</b>	87005	12"	15"	3/4"	2 1/8"
<b>CS</b> or <b>BTB</b>	87006	18"	21"	3/4"	2 1/8"
















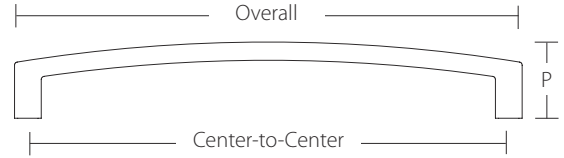



**Finish**





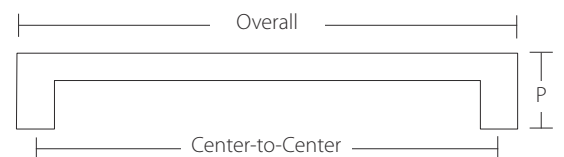



		
Satin Brass (US4)	Oil Rubbed Bronze (US10B)	Polished Nickel (US14)
		
Satin Nickel (US15)	Flat Black (US19)	Polished Chrome (US26)








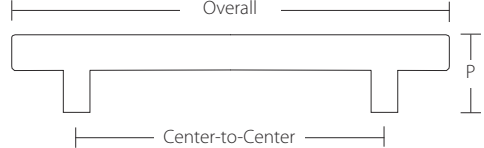
<p><b>Standard Mounting</b></p> <p>Thru-Bolt with Decorative Caps</p> 	<p><b>Optional Mounting</b></p> <p>Concealed Surface <b>CS</b></p> 	<p><b>Back-to-Back BTB</b></p> 
---	--	--








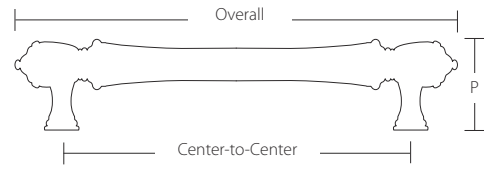
# APPLIANCE PULLS

TRINITY APPLIANCE PULL		Optional Mounting	Product Code	C-to-C	Overall	Width	Projection(P)	Finish
	<b>CS or BTB</b>	86444	12"	12 7/8"	7/8"	1 3/4"	 Satin Brass (US4)  Oil Rubbed Bronze (US10B)  Polished Nickel (US14)	
	<b>CS or BTB</b>	86445	18"	19 1/8"	7/8"	1 3/4"		
								 Satin Nickel (US15)  Flat Black (US19)  Polished Chrome (US26)

BAUHAUS APPLIANCE PULL		Optional Mounting	Product Code	C-to-C	Overall	Width	Projection(P)	Finish
	<b>CS or BTB</b>	86345	12"	12 5/8"	1"	1 7/8"	 Satin Brass (US4)  Oil Rubbed Bronze (US10B)  Polished Nickel (US14)	
	<b>CS or BTB</b>	86346	18"	18 5/8"	1"	1 7/8"		
								 Satin Nickel (US15)  Flat Black (US19)  Polished Chrome (US26)
<p><b>Unlacquered Brass (US3NL)</b> finish available for an upcharge per Appliance Pull and Back-to-Back pulls are available for an upcharge per pair.</p>								

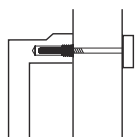
TRAIL APPLIANCE PULL		Optional Mounting	Product Code	C-to-C	Overall	Width	Projection(P)	Finish
	<b>CS or BTB</b>	86440	12"	13"	7/8"	2"	 Satin Brass (US4)  Oil Rubbed Bronze (US10B)  Polished Nickel (US14)	
	<b>CS or BTB</b>	86441	18"	19"	7/8"	2"		
								 Satin Nickel (US15)  Flat Black (US19)  Polished Chrome (US26)
<p><b>Unlacquered Brass (US3NL)</b> finish available for an upcharge per Appliance Pull and Back-to-Back pulls are available for an upcharge per pair.</p>								

BAR APPLIANCE PULL		Optional Mounting	Product Code	C-to-C	Overall	Width	Projection(P)	Finish
	<b>CS or BTB</b>	86351	12"	15 1/4"	7/8"	2"	 Satin Brass (US4)  Oil Rubbed Bronze (US10B)  Polished Nickel (US14)	
	<b>CS or BTB</b>	86352	18"	21 1/4"	7/8"	2"		 Satin Nickel (US15)  Flat Black (US19)  Polished Chrome (US26)
								<p><b>Unlacquered Brass (US3NL)</b> finish available for an upcharge per Appliance Pull and Back-to-Back pulls are available for an upcharge per pair.</p>

SPINDLE APPLIANCE PULL		Optional Mounting	Product Code	C-to-C	Overall	Width	Projection(P)	Finish
	<b>CS or BTB</b>	86343	12"	14 5/8"	7/8"	2 1/8"	 Polished Brass (US3)  French Antique (US7)  Oil Rubbed Bronze (US10B)	
	<b>CS or BTB</b>	86344	18"	20 5/8"	7/8"	2 1/8"		 Polished Nickel (US14)  Satin Nickel (US15)  Pewter (US15A)
								<p><b>Unlacquered Brass (US3NL)</b> finish available for an upcharge per Appliance Pull and Back-to-Back pulls are available for an upcharge per pair.</p>

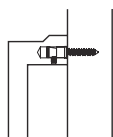
### Standard Mounting

Thru-Bolt with Decorative Caps

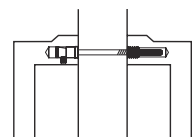


### Optional Mounting





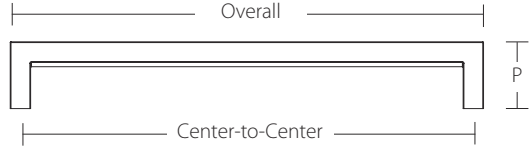
Concealed Surface CS











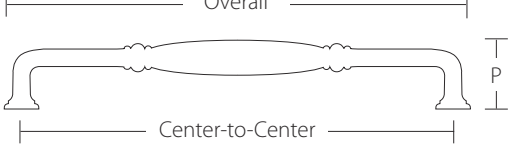
Back-to-Back BTB

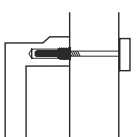
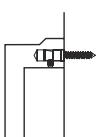


# APPLIANCE PULLS

RUSTIC MODERN RECTANGULAR APPLIANCE PULL		Optional Mounting	Product Code	C-to-C	Overall	Width	Projection(P)	Finish
	<b>CS</b> or <b>BTB</b>	86674	12"	12 5/8"	7/8"	1 3/4"	 Flat Black Bronze (FB)  Medium Bronze (MB)  Tumbled White Bronze (TWB)	
	<b>CS</b> or <b>BTB</b>	86675	18"	18 5/8"	7/8"	1 3/4"		
								

SANDCAST BRONZE RAIL APPLIANCE PULL		Optional Mounting	Product Code	C-to-C	Overall	Width	Projection(P)	Finish
	<b>CS</b> or <b>BTB</b>	86349	12"	12 3/4"	7/8"	2"	 Flat Black Bronze (FB)  Medium Bronze (MB)  Tumbled White Bronze (TWB)	
	<b>CS</b> or <b>BTB</b>	86350	18"	18 3/4"	7/8"	2"		
								

TUSCANY BRONZE FLUTED APPLIANCE PULL		Optional Mounting	Product Code	C-to-C	Overall	Width	Projection(P)	Finish
	<b>CS</b> or <b>BTB</b>	86347	12"	12 7/8"	5/8"	2"	 Flat Black Bronze (FB)  Medium Bronze (MB)	
	<b>CS</b> or <b>BTB</b>	86348	18"	18 7/8"	5/8"	2"		
								

Standard Mounting	Optional Mounting	Optional Mounting
Thru-Bolt with Decorative Caps 	Concealed Surface <b>CS</b> 	Back-to-Back <b>BTB</b> 